




















CC 140/150/160/165/170/200

Minibuses

INTEGRATED	Model	Capacity Maxima	Airflow Free Blowing	Evaporator*	Condenser*	Weight	Compressor	Weight Comp.	Application
	CC 140	10 kw	1.800 m ³ /h evaporator	EV 2 (2 blowers) 	CO 2 (2 fans) 	49 kg aprox.	TM 16 	7 kg with pulley	Mini 
	CC 150	13 kw	2.400 m ³ /h evaporator	EV 2H (2 blowers) 	CO 3 (3 fans) 	64 kg aprox.	TM 16 	7 kg with pulley	Mini 
	CC 160	14 kw	2.400 m ³ /h evaporator	EV 2H (2 blowers) 	CO 3 (3 fans) 	64 kg aprox.	TM 21/UX 200 	9 kg with pulley	Mini 
	CC 165	17 kw	3.600 m ³ /h evaporator	EV 3 (3 blowers) 	CO 3S(3 fans) 	66 kg aprox.	TM 21/UX 200 	9 kg with pulley	Mini 
	CC 170	20 kw	3.600 m ³ /h evaporator	EV 3H (3 blowers) 	CO 3H(3 fans) 	85 kg aprox.	TM 31/UX 330 	16 kg with pulley	Midibuses 